



From Zero to Oracle BI Cloud Administrator Hero

BIWA Summit 2017

Jonathan Clark

February 1, 2017

VlamiS Software Solutions



- VlamiS Software founded in 1992 in Kansas City, Missouri
- Developed 200+ Oracle BI and analytics systems
- Specializes in Oracle-based:
 - Enterprise Business Intelligence & Analytics
 - Analytic Warehousing
 - Data Mining and Predictive Analytics
 - Data Visualization
- Multiple Oracle ACEs, consultants average 15+ years
- www.vlamiS.com (blog, papers, newsletters, services)
- Co-authors of book “Data Visualization for OBI 11g”
- Co-author of book “Oracle Essbase & Oracle OLAP”
- Oracle University Partner
- Oracle Gold Partner

 EDUCATION RESELLER

 APPROVED
EDUCATION CENTER

 Gold
Partner

Specialized
Oracle Business Intelligence
Foundation Suite 11g





Presenter Bio

- Consultant with Vlami Software for over a decade.
- Worked in all areas of BI development from datawarehouse management to data visualization design.
- Coordinated and developed multitudes of Oracle training and hands-on demonstration environments for nearly a dozen national events, including Collaborate, Kaleidoscope, and BIWA.
- Responsible for all areas of technical infrastructure, including the Cloud, internal servers, desktop environments, and web presence for Vlami Software.
- Volunteers with the Kansas City Beard and Mustache Club for a variety of charity events, and enjoys historical reenactment and historical costume design and construction.



Objectives

- Go over basic administrative tasks in BICS
- Go over not-so basic administrative tasks in BICS
- Go over the various administration front-ends of the service
- Demystify where to do what because it always clear
- Show you everything I talk about on BICS, in BICS
- Answer questions as needed

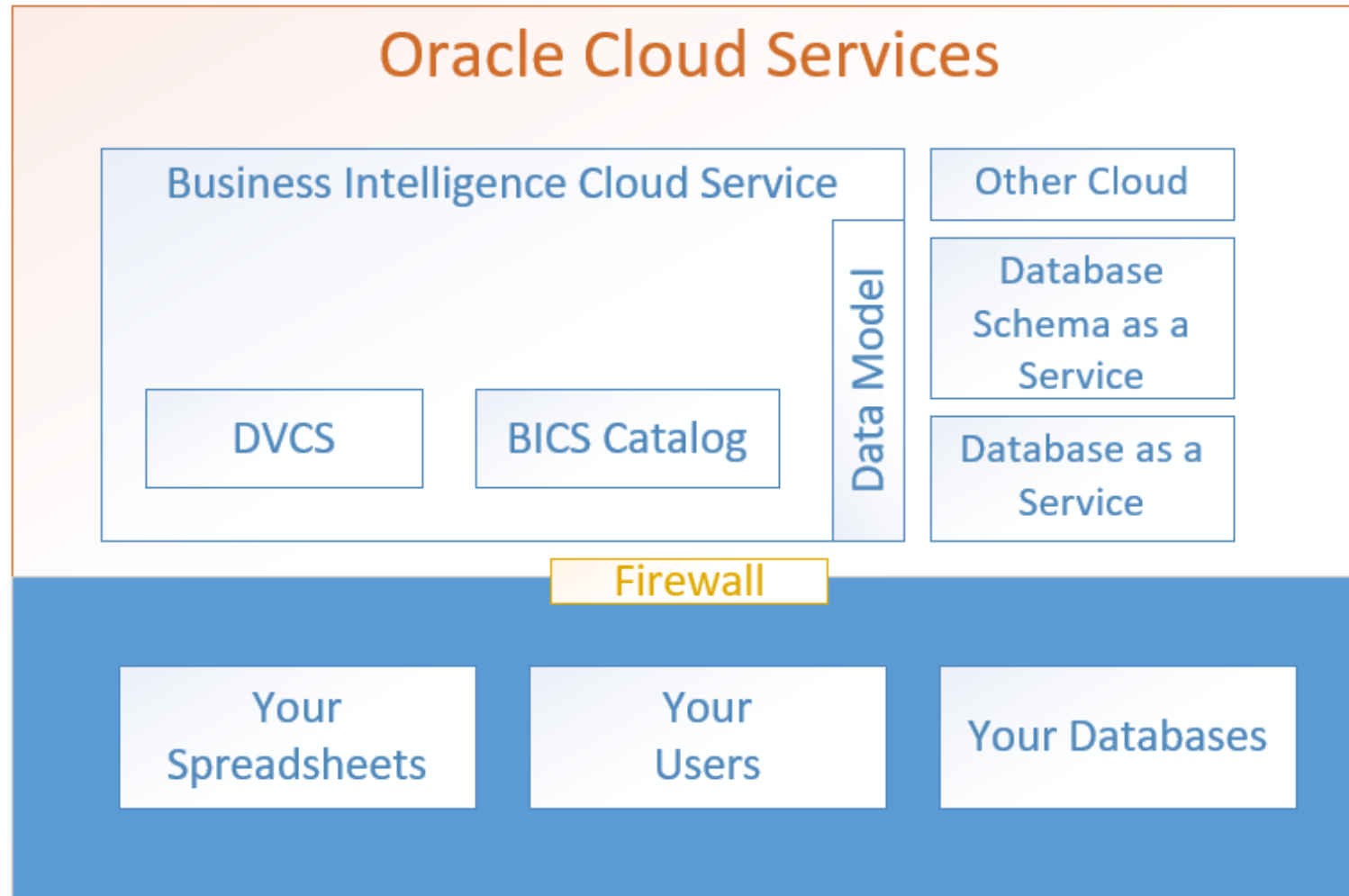


Oracle BI Cloud Service

- The Oracle Cloud and You
- What is Software as a Service?
- The Shared Environment
- Integration with your existing environments
- Why do this?



Basic Diagram of the service





Go Get a Free Trial of BICS

- Getting a free trial is simple:
 - Visit cloud.oracle.com
 - Fill out a web form
 - Get a text message on your cell phone
 - Get activated
 - Burn it down with experiments!
- Fast!
- Easy!
- Learn!



BICS Administration

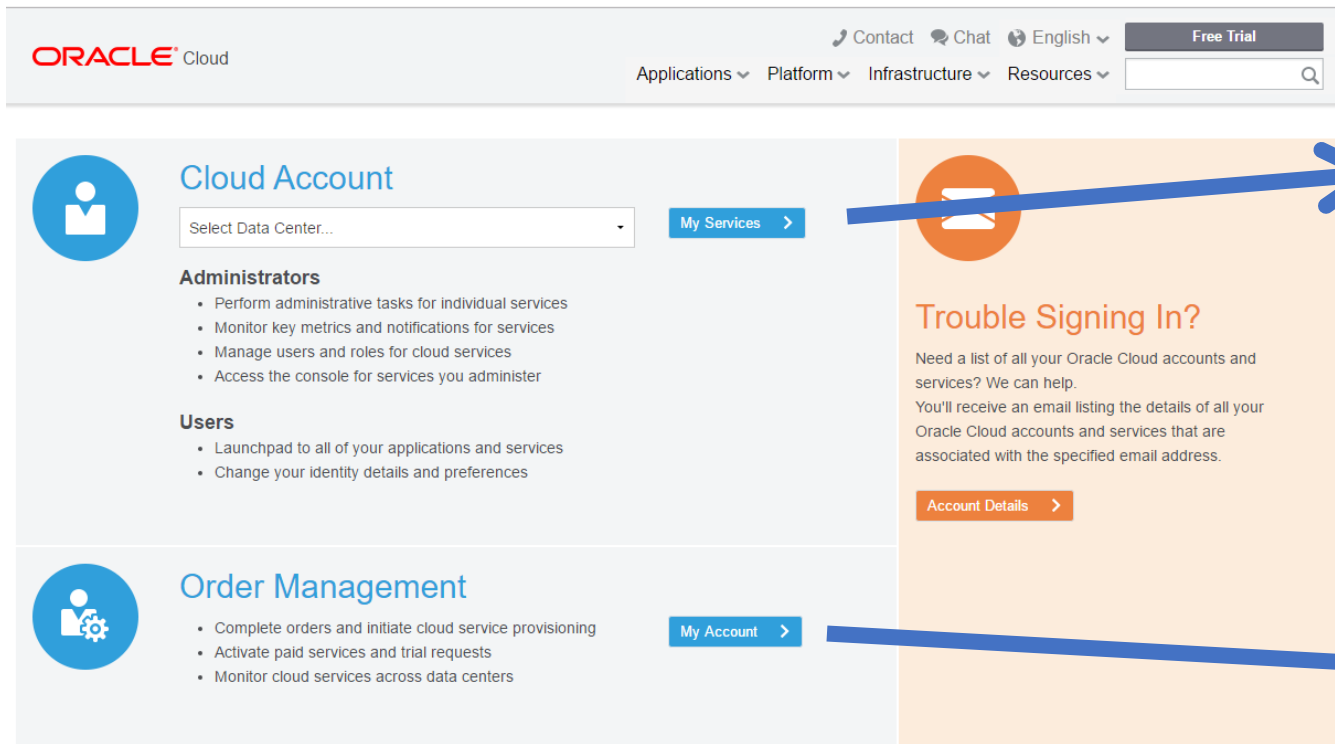
The three levels of Administration

- Business Management
 - Buys the service
 - Watches uptime charts
- IT Management
 - Starts the servers
 - Creates security
 - Worries about uptime charts
- Support and Users
 - Resets passwords
 - Actually uses the software
 - Doesn't know there are uptime charts



cloud.oracle.com Logon

[https://myservices.\[datacenter\].oraclecloud.com](https://myservices.[datacenter].oraclecloud.com)



ORACLE Cloud

Contact Chat English Free Trial

Applications Platform Infrastructure Resources

Cloud Account

Select Data Center...

My Services

Administrators

- Perform administrative tasks for individual services
- Monitor key metrics and notifications for services
- Manage users and roles for cloud services
- Access the console for services you administer

Users

- Launchpad to all of your applications and services
- Change your identity details and preferences

Order Management


- Complete orders and initiate cloud service provisioning
- Activate paid services and trial requests
- Monitor cloud services across data centers

My Account

Trouble Signing In?

Need a list of all your Oracle Cloud accounts and services? We can help. You'll receive an email listing the details of all your Oracle Cloud accounts and services that are associated with the specified email address.

Account Details

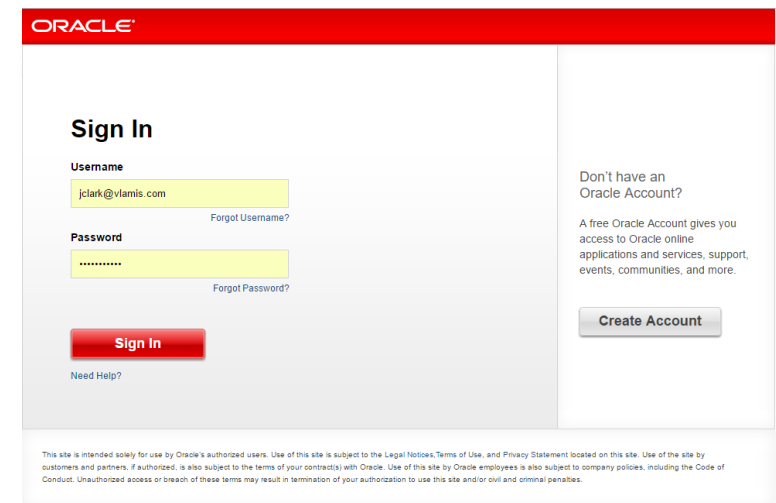


Enter your Identity Domain

Identity Domain

Go

<https://myaccount.cloud.oracle.com>



ORACLE

Sign In

Username

jclark@vlamis.com

Password

.....

Sign In

Need Help?

Don't have an Oracle Account?

A free Oracle Account gives you access to Oracle online applications and services, support, events, communities, and more.

Create Account

This site is intended solely for use by Oracle's authorized users. Use of this site is subject to the Legal Notices, Terms of Use, and Privacy Statement located on this site. Use of the site by customers and partners, if authorized, is also subject to the terms of your contract(s) with Oracle. Use of this site by Oracle employees is also subject to company policies, including the Code of Conduct. Unauthorized access or breach of these terms may result in termination of your authorization to use this site and/or civil and criminal penalties.



Corporate Management

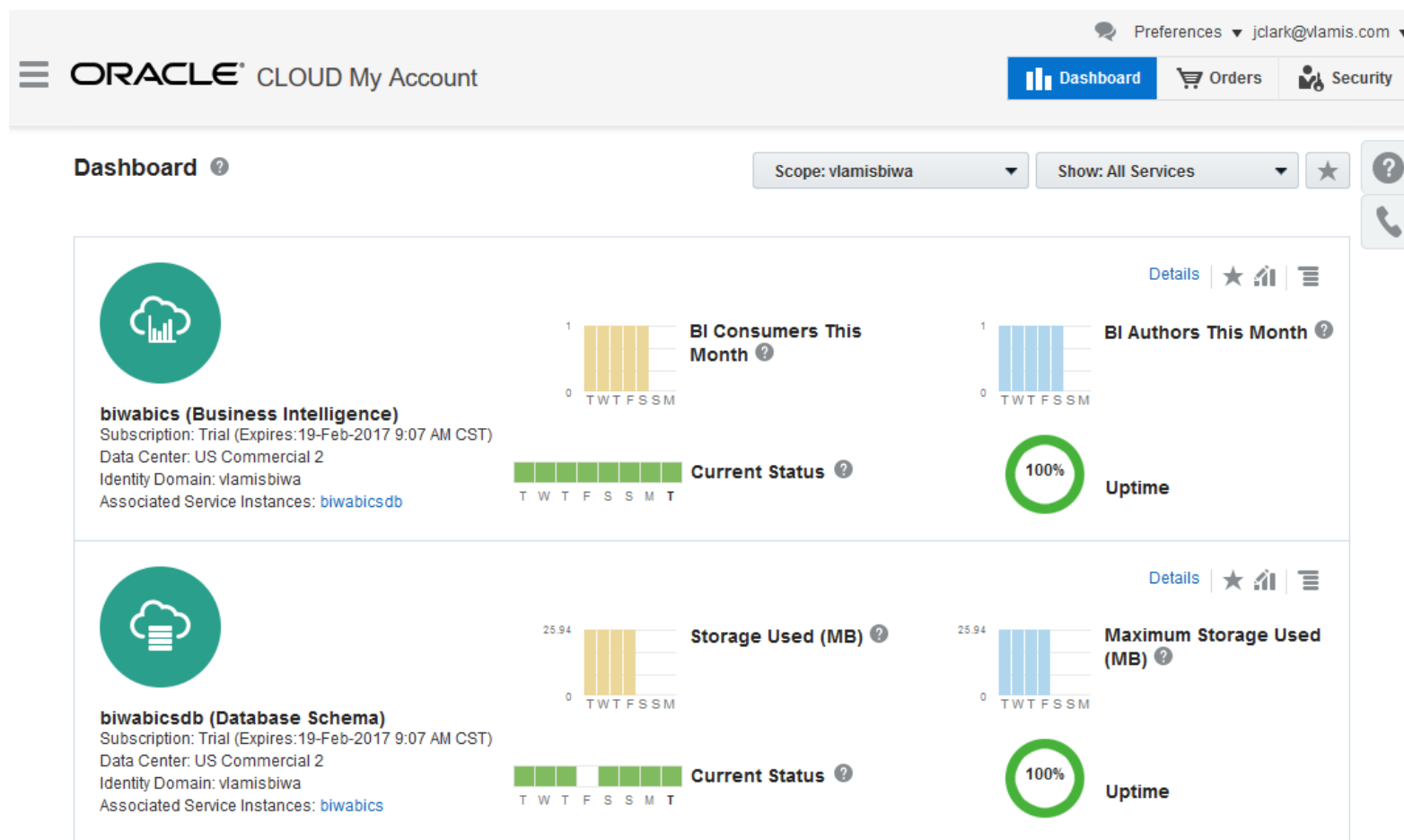
- Login Page
 - cloud.oracle.com
 - Order Management
- Uses Oracle.com Account

The screenshot displays the Oracle Cloud Account Management interface. The main page features a header with the Oracle Cloud logo and navigation links for Applications, Platform, and Infrastructure. The main content area is divided into two sections: 'Cloud Account' and 'Order Management'. The 'Cloud Account' section includes a 'Select Data Center...' dropdown, a list of 'Administrators' (Perform administrative tasks, Monitor key metrics, Manage users and roles, Access the console), and a list of 'Users' (Launchpad to all applications and services, Change your identity details and preferences). The 'Order Management' section includes a list of tasks (Complete orders, Activate paid services, Monitor cloud services). An inset shows the 'Sign In' form with fields for Username (jclark@vlamis.com) and Password (masked with dots), and a red 'Sign In' button. A blue arrow points to the 'Sign In' button. The inset also includes links for 'Forgot Username?' and 'Forgot Password?'. A 'Create Account' button is visible on the right side of the inset. A 'My Account' button with a right arrow is located at the bottom right of the main page.



The Dashboard

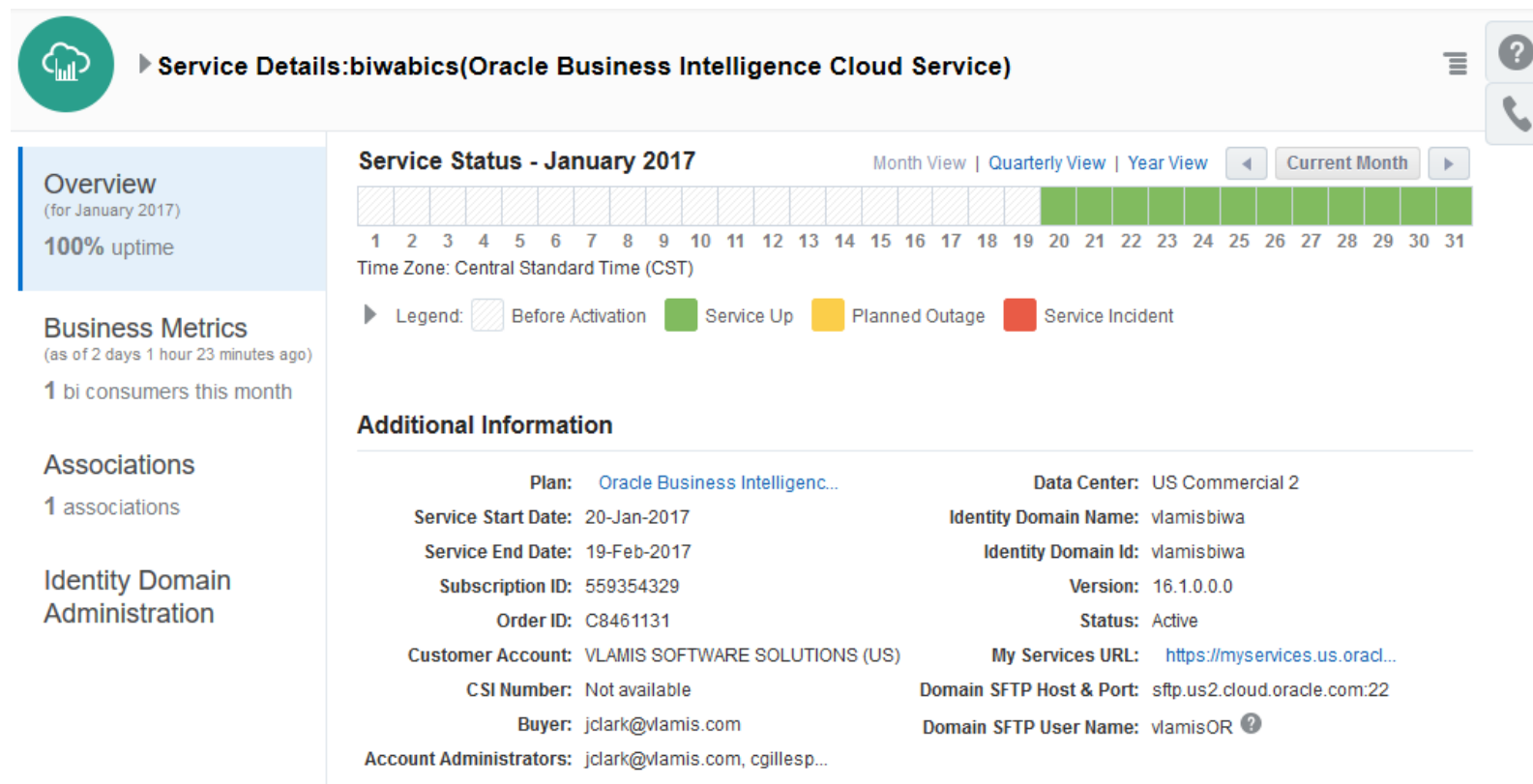
- Dashboard
- Orders
- Security
- BICS and Database Schema
- Preferences
 - Language
 - Time Zone
- Note the help buttons





Database Schema Service Page

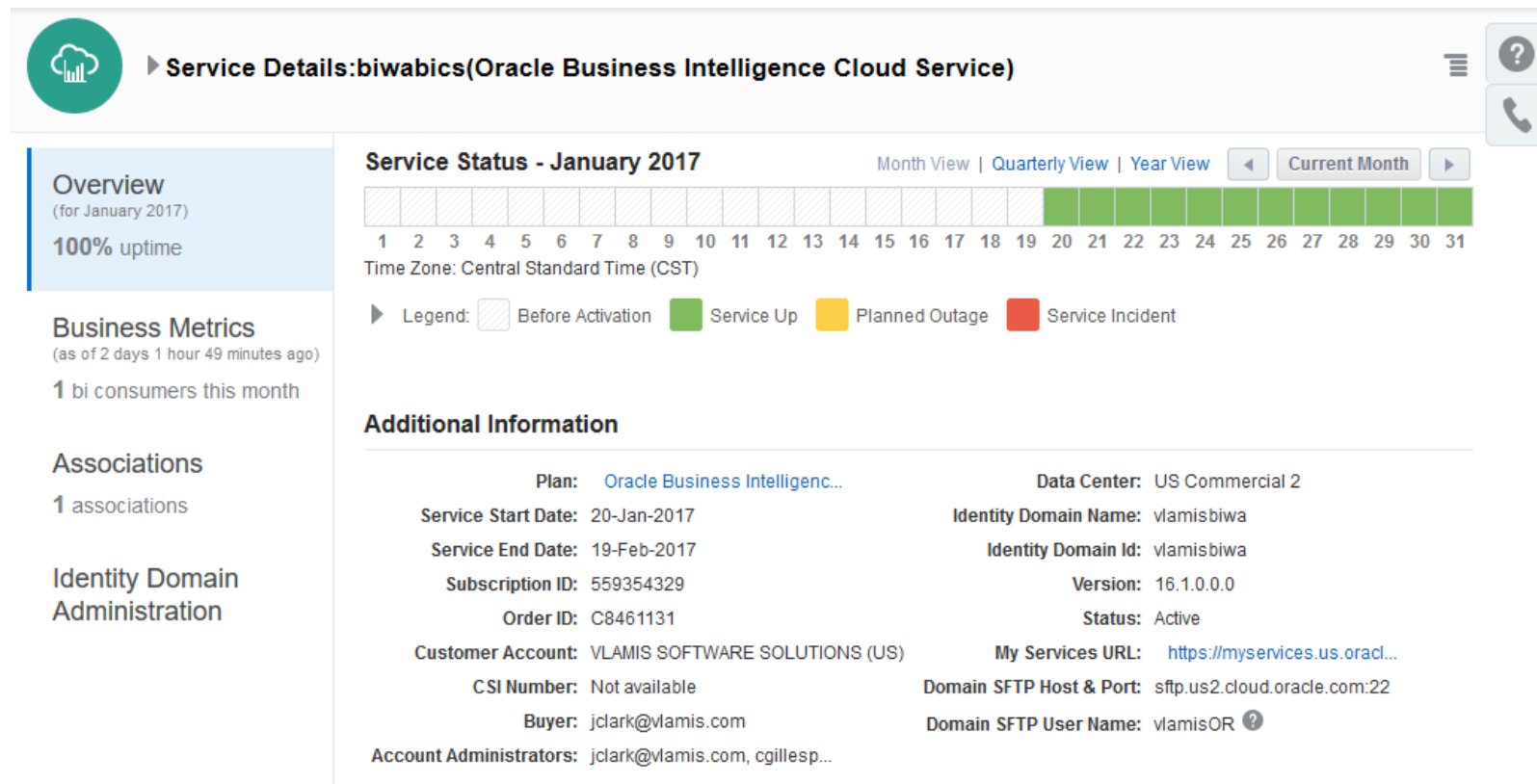
- SFTP connection Information for Data Loading
- Business Metrics / Usage Graphs
- Identity Domain Administration
 - Change Name
 - Add Administrators





BICS Service Page

- SFTP connection Information for Data Loading
- Business Metrics / Usage Graphs
- Identity Domain Administration
 - Change Name
 - Add Administrators





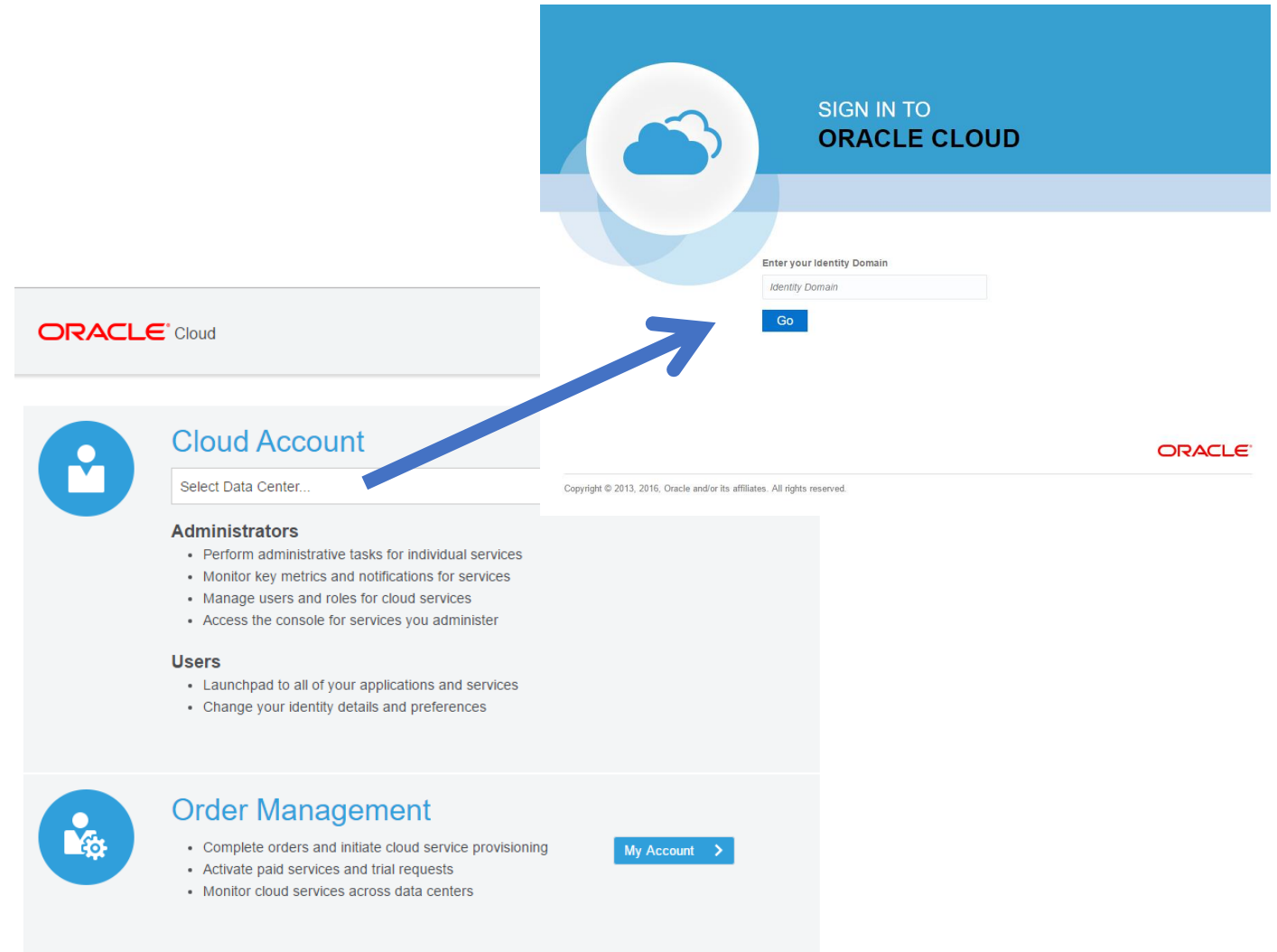
Corporate Management Demo





IT Services Management

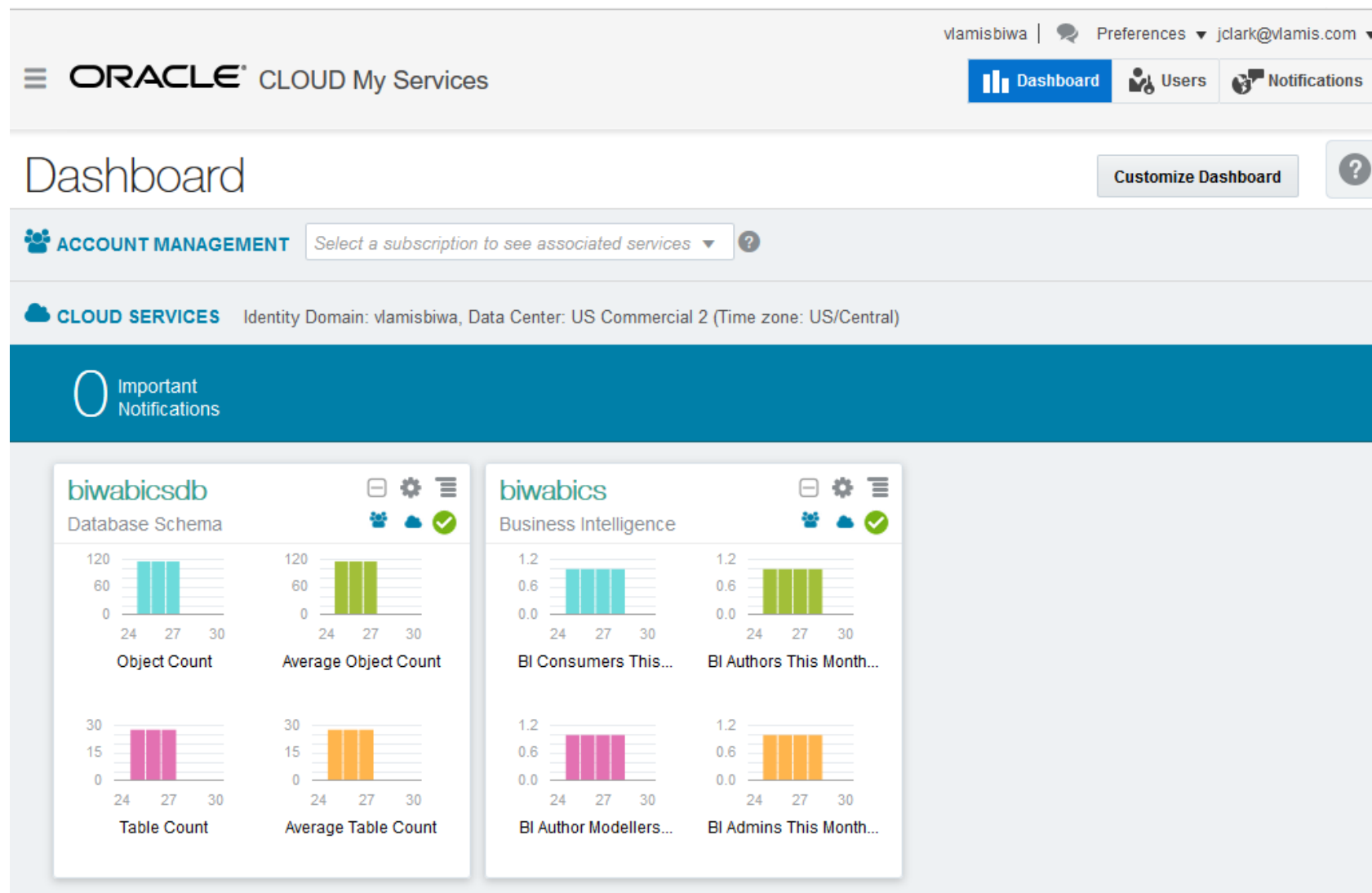
- Select your Data Center
- Click My Services
- Enter your Identity Domain
- Login is for that Identity Domain





My Services Page / Dashboard

- Dashboard
- Users
- Notifications
- BICS and Database Schema
- Preferences
 - Language
 - Time Zone
- Note the help button





My Services Page / Users

- Users / SFTP Users
- Roles / Custom Roles
- Contacts
- SSO Configurations
- Import/Export CSV

vlamisbiwa | Preferences ▼ jclark@vlamis.com ▼

ORACLE CLOUD My Services

Dashboard **Users** Notifications

Users Data Center: US Commercial 2 (Time zone: US/Central)

Users SFTP Users Roles Custom Roles Contacts SSO Configuration OAuth Administration My Profile

Users

Manage user accounts, assign roles, and reset passwords.


Add

Import

Export



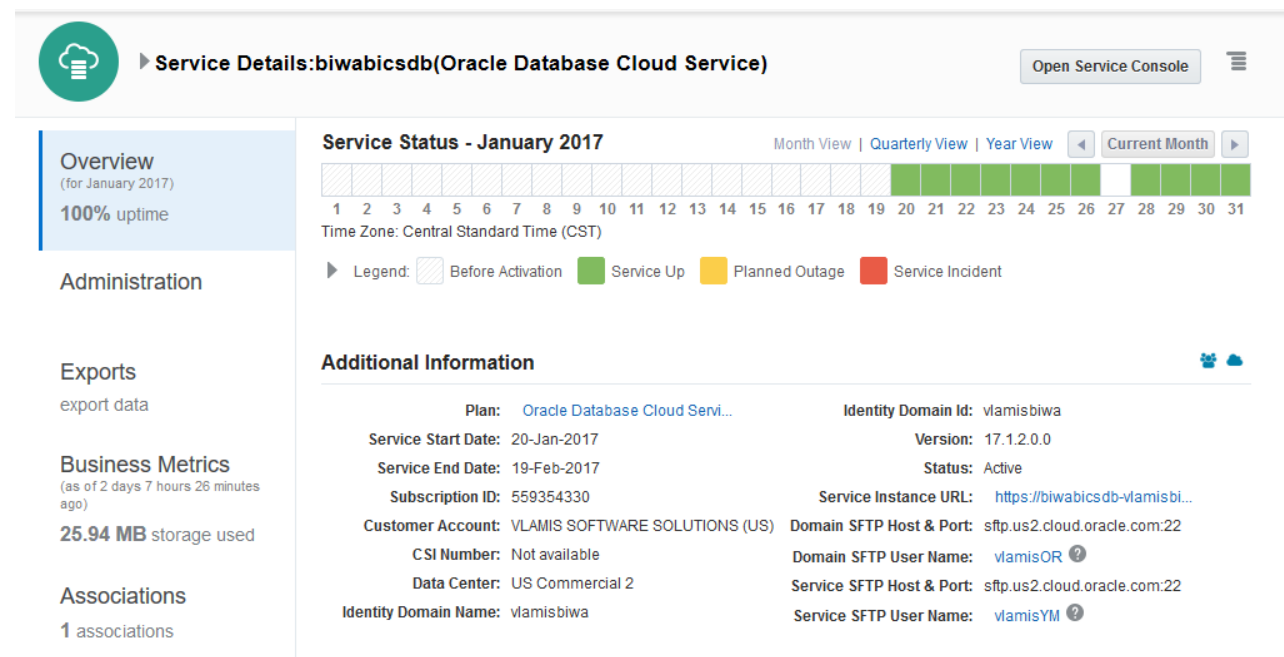
My Services Page Demo






Database Schema Service Page

- Service Instance URL:
This is the APEX Link
- Exports – Create
backups of data





Database Schema Service Page Demo






BICS Service Page

- Overview
- Administration
- Associations
- Firewall
- Service Console
- The important link

SSO Enabled vlamisbiwa | Preferences jclark@vlamis.com

ORACLE CLOUD My Services Dashboard Users Notifications

 Service Details:biwabics(Oracle Business Intelligence Cloud Service) Open Service Console ?

Overview
(for January 2017)
100% uptime

Administration

Business Metrics
(as of 2 days 3 hours 19 minutes ago)
1 bi consumers this month





Associations
1 associations



Firewall
disabled

Service Status - January 2017 Month View | Quarterly View | Year View ◀ Current Month ▶

1 2 3 4 5 6 7 8 9 10 11 12 13 14 15 16 17 18 19 20 21 22 23 24 25 26 27 28 29 30 31

Time Zone: Central Standard Time (CST)


▶ Legend:  Before Activation  Service Up  Planned Outage  Service Incident

Additional Information  

Plan:	Oracle Business Intelligenc...	Identity Domain Name:	vlamisbiwa
Service Start Date:	20-Jan-2017	Identity Domain Id:	vlamisbiwa
Service End Date:	19-Feb-2017	Version:	17.1.2.0.0
Subscription ID:	559354329	Status:	Active
Customer Account:	VLAMIS SOFTWARE SOLUTIONS (US)	Service Instance URL:	https://biwabics-vlamisbiwa...
CSI Number:	Not available	Domain SFTP Host & Port:	sftp.us2.cloud.oracle.com:22
Data Center:	US Commercial 2	Domain SFTP User Name:	vlamisOR ?



BICS Service Page Demo





BICS Service Page—Service Console

- Application Role Management
- Snapshots
- Database Connections
- Deliveries
- Note the URL

https://biwabics-vlamisbiwa.analytics.us2.oraclecloud.com/biserviceadministration/?_afrLoop=1940584391

ORACLE Business Intelligence Cloud Service

Service Console

Application Role Management Snapshots Database Connections Deliveries

Application Role Management ?


Users Roles Application Roles

Identity Domain: vlamisbiwa

- biwabics BI Cloud Service Administrators**
Name: biwabics.BICloudServiceAdministrators
Description: BI Cloud Service Instance Administrator with permissions to create and delete resources. Role for service i
- biwabics BI Cloud Service Advanced Content Authors**
Name: biwabics.BICloudServiceAdvancedContentAuthors
Description: Users authorized to create and share content. Role for service instance biwabics
- biwabics BI Cloud Service Users**
Name: biwabics.BICloudServiceConsumers
Description: All users of the BI Cloud Service. Role for service instance biwabics
- biwabicsdb Database Administrator**



Service Console Demo



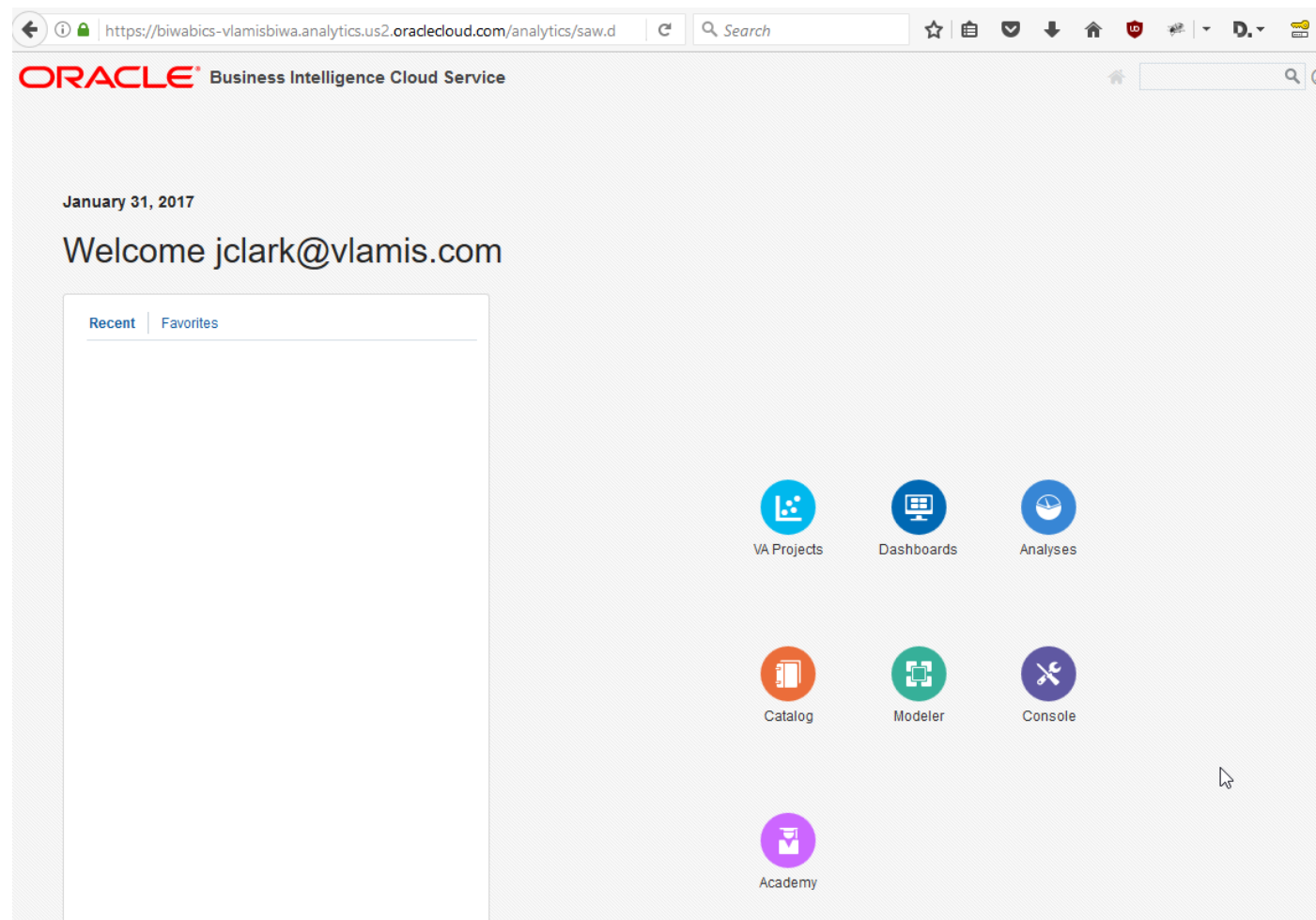


BI Cloud Service – Front End

- **Front Page of BICS**

- **Icons of Admin Interest:**

- **Console**
- **Modeler**
- **Catalog**






Console page



Users and Roles

Manage users and their roles.



Snapshots and Models

Take snapshots of your service. Restore your service from snapshots. Upload snapshots and models.



Sessions and Query Cache

Monitor users who are signed in. Analyze SQL queries and logs.



Manage datasets

Manage data file uploads.



Connections

Manage database connections.



Manage Map Data

Define how data elements are displayed on map views.



Issue SQL

Run SQL queries for diagnostics.



Search Settings

Configure [Search Indexes](#) and [Monitor Crawls](#).



Settings

Switch to old home page. To switch back to the new style, click the [Administration](#) link at the top of the page.



Deliveries

Manage scheduled deliveries.



Safe Domains

Manage Safe Domains.



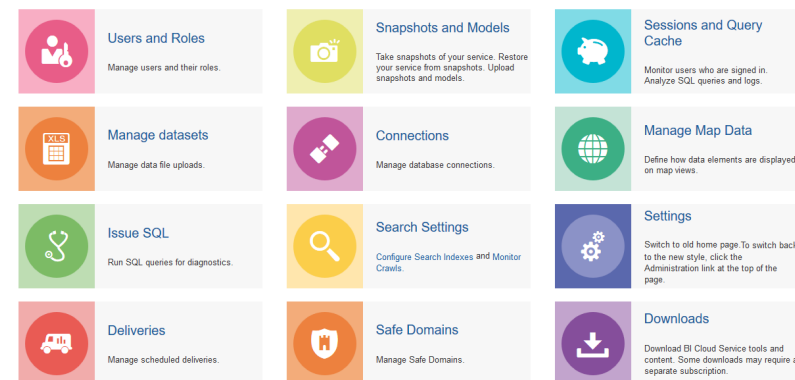
Downloads

Download BI Cloud Service tools and content. Some downloads may require a separate subscription.




Console page

- Users and Roles
- Snapshots and Models
 - Backups
- Sessions and Query Cache
- Manage datasets
 - Delete extraneous uploaded data for DV
- Connections
- Manage Map Data
- Issue SQL – Outside of APEX
- Search Settings
- Settings
- Deliveries
 - Manage Alerts and Scheduled Reports
- Safe Domains
 - Security beyond the Firewall
- Downloads
 - Remote Data and Data Synch Utilities





Console Pages - Demo





Data Modeler


- Data Modeler
- Does online what you do with BI Admin Tool
- Create and Modify Data Models
 - Variables
 - Joins
 - Data Formats
 - Data Security Model Management

The screenshot displays the Data Modeler interface for 'SampleApp'. The left sidebar shows a tree view of the data model components: Database, Data Model, Variables, and Roles. The Data Model section is expanded, showing a list of tables: Advanced Calcs, Customers, Geography, Orders, Payment Metrics, Products, Profit Metrics, Revenue Metrics, and Time. The main area shows the 'Overview' tab, which displays the 'Fact Tables' and 'Dimension Tables' sections. The 'Fact Tables' section lists five tables: Advanced Calcs (14 columns), Profit Metrics (9 columns), Revenue Metrics (11 columns), Payment Metrics (9 columns), and an empty table. The 'Dimension Tables' section lists five tables: Products (4 columns), Geography (4 columns), Orders (4 columns), Time (4 columns), and Customers (4 columns). Below these sections is the 'Joins' section, which shows a table of joins between fact and dimension tables. The 'Joins' table has columns: Fact Table, Fact Column, Dimension Table, and Dimension Column. The joins listed are: Advanced Calcs (# of Customers) to Customers (Cust Number), Advanced Calcs (ADDR_KEY) to Geography (Address Key), Advanced Calcs (# of Orders) to Orders (Order Number), and Advanced Calcs (PROD_ITEM_KEY) to Products (Product Item Key).

Fact Table	Fact Column	=	Dimension Table	Dimension Column
Advanced Calcs	# of Customers	=	Customers	Cust Number
Advanced Calcs	ADDR_KEY	=	Geography	Address Key
Advanced Calcs	# of Orders	=	Orders	Order Number
Advanced Calcs	PROD_ITEM_KEY	=	Products	Product Item Key



Data Modeler Demo





Catalog

- Basic management of BICS Analyses, Prompts, Filters, and other objects
- Modify Permissions
- Admin view allows modification of individual user folders


The screenshot displays the VlamiS Catalog interface. On the left, a 'Folders' pane shows a tree structure: 'My Folders' > 'Company Shared' > 'SampleApp' > 'Sample Reports' (selected). Below this is a 'Tasks' pane for 'Top Products' with actions like Open, Edit, Print, Export, Add to Briefing Book, Email, Delete, Copy, Rename, Add to Favorites, Create Shortcut, Archive, Properties, and Permissions. The main area shows a list of items under 'Sample Reports' with columns for Type, Name, Last Modified, and Owner. 'Top Products' is selected and highlighted. Below the list is a 'Preview: Top Products' section containing a table of product performance data and a treemap visualization.

Product	Revenue	Profit Ratio %	# of Orders
PocketFun ES	\$31,865,434	7.11%	42,860
MPEG4 Camcorder	\$25,874,742	4.82%	22,512
CompCell RX3	\$25,254,274	11.18%	21,970
MicroPod 60Gb	\$22,659,931	1.61%	17,214
7 Megapixel Digital Camera	\$17,501,258	4.38%	18,622
Touch-Screen T5	\$10,626,400	5.58%	15,212
MaxiFun 2000	\$6,573,557	11.35%	11,700

The treemap visualization on the right shows the relative revenue and profit of these products, with PocketFun ES being the largest, followed by CompCell RX3 and MicroPod 60Gb.



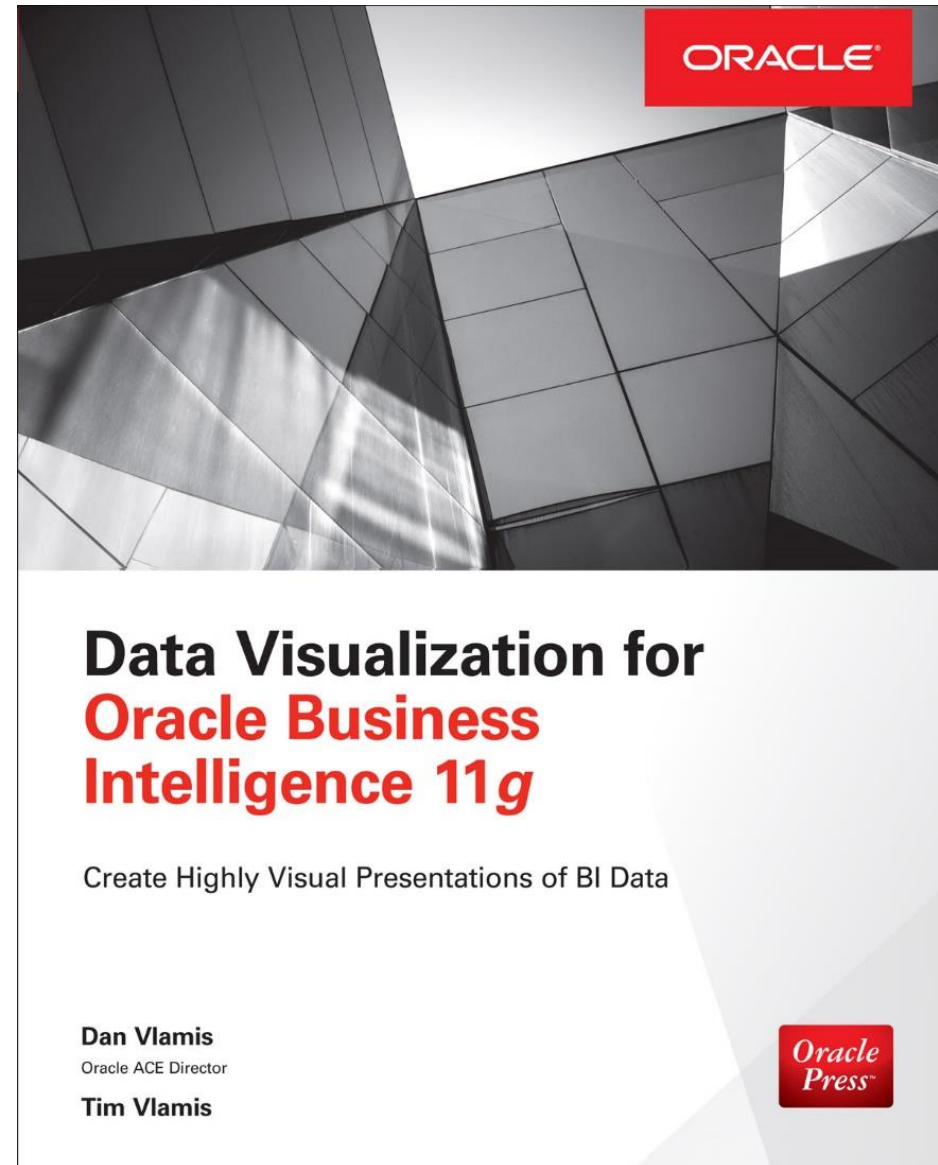
Catalog Demo






Drawing for Free Book

Add business card to basket
or fill out card





Questions?





Thank You!

Jonathan Clark

Consultant

Vlami Software Solutions, Inc.

816-781-2880 ext. 1337

jclark@vlamis.com

For more information go to www.vlamis.com