



# Using Ravello in the Cloud as a Customer and a Partner

Oracle OpenWorld 2017

Jonathan Clark and Dan Vlamiis

October 3, 2017

@VlamiisSoftware

# VlamiS Software Solutions


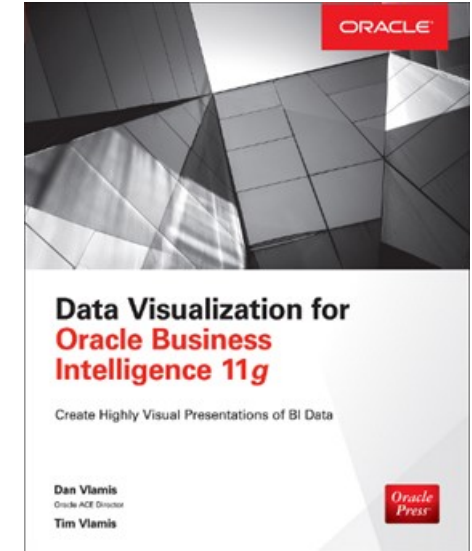
- VlamiS Software founded in 1992 in Kansas City, Missouri
- Developed 200+ Oracle BI and analytics systems
- Specializes in Oracle-based:
  - Enterprise Business Intelligence & Analytics
  - Analytic Warehousing
  - Data Mining and Predictive Analytics
  - Data Visualization
- Multiple Oracle ACEs, consultants average 15+ years
- [www.vlamiS.com](http://www.vlamiS.com) (blog, papers, newsletters, services)
- Co-authors of book “Data Visualization for OBI 11g”
- Co-author of book “Oracle Essbase & Oracle OLAP”
- Oracle University Partner
- Oracle Gold Partner

 EDUCATION RESELLER

 APPROVED  
EDUCATION CENTER

 Gold  
Partner


Specialized  
Oracle Business Intelligence  
Foundation Suite 11g





# Presenter Background

## Dan Vlami – President

- Founded Vlami Software Solutions in 1992
- 30+ years in business intelligence, dimensional modeling
- Oracle ACE Director  ORACLE  
ACE Director
- Developer for IRI (expert in Oracle OLAP and related)
- BIWA Board Member since 2008
- BA Computer Science Brown University
- @dvlami

## Jonathan Clark – Staff Consultant & Guy who Breaks Fixes Things

- 10+ years with business intelligence
- 17 years with Vlami Software Solutions
- 20+ years IT
- 35+ years tinkering on computers
- Even that guy asks me technical questions
- @mustachebi



# Vlami Presentations

Presenter	Location	Time	Title
Jonathan Clark Dan Vlami	Marriott Marquis (Yerba Buena) Nob Hill C/D	Tuesday 3:45 – 4:30 p.m.	Using Ravello in the Cloud as a Customer and a Partner
Vlami Software	Oola Restaurant	Tuesday 5:00 – 7:30 p.m.	Vlami OpenWorld 2017 Reception – Ask for invite!
Vlami and Oracle	Grand Hyatt	Wednesday 8:30 – 9:30 a.m.	Breakfast with Oracle BI Product Management and Vlami on Perspectives on Machine Learning and DV in Oracle Analytics and BI – Ask for invite!
Dan Vlami / Tim Vlami	Park Central (Floor 3) Franciscan I	Wednesday 1:00 – 1:45 p.m.	Predictive Analytics and Oracle Data Visualization Case Study



# Presentation Agenda

- The skunkworks story
- What is Ravello?
- How we use Ravello
- The Ravello Process
- Ravello Concepts
- Demonstration
- Benefits
- Questions and Answers



# The Skunkworks Story

- You have a developer or small group of developers who want to do something that could transform your environment.
- Do you feel that tension across your chest that appeared when I said that?
- Let me tell you how Ravello can help make that go away for far less money and headache than you expect.



# What is Ravello?

- Oracle says: Ravello is a cloud service that allows you to take your on-premises virtual workloads to the cloud without changes
- A front end to multiple cloud services
- Oracle/AWS/Google



# How Vlami Uses Ravello

- Internal development and training
- Client projects – development and training
- Demos
- Experiments





# Benefits of Ravello

- Cost breakouts through 'buckets' aid in billing
- Simple to administrate and maintain
- Automatic shutdowns by time minimizes our costs
  - Stop leaving environments running accidentally
  - Stop having to explain \$1,000 invoices



# The Ravello Process – Easy!

1. Let the tool import your VMs into your library
2. Drag and drop your imported VMs onto a canvas
3. Configure your virtual network
4. Define the hardware specifications
5. Create a blueprint of your new virtualized environment
6. Deploy the application
7. Decide how long it is going to need to run




# Ravello Concepts

- Virtualization / Importing VMs
- The Library
- Blueprints
- The Ravello Repo
- Shared VMs / Blueprints




# Demo





# Demo Showed



- Ravello Import VM Tool
- Creation of an Application
- The Canvas
- Adding VMs
- Network and Settings
- Saving as a Blueprint
- Publishing an Application
- Show integrated Linux Client
- Billing
- Some of our Blueprints and examples of our use



# Analytics and Data Summit

All Analytics. All Data. No Nonsense.

March 20 – 22, 2018

Formerly called the BIWA Summit with the Spatial and Graph Summit  
Same great technical content...new name!




[www.AnalyticsandDataSummit.org](http://www.AnalyticsandDataSummit.org)

Call for speakers is now open with rolling acceptances until December 3, 2017





# Questions?





# Thank You!

## Presenter Information

Jonathan Clark, Consultant

Vlami Software Solutions, Inc.

816-781-2880 x1337

[jclark@vlamis.com](mailto:jclark@vlamis.com)

@mustachebi

For more information go to [www.vlamis.com](http://www.vlamis.com)