



Migration from OBIEE to OAC

Dan VlamiS VlamiS Software Solutions

@vlamissoftware, 816-781-2880

www.vlamiS.com

dvlamis@vlamiS.com, @dvlamis


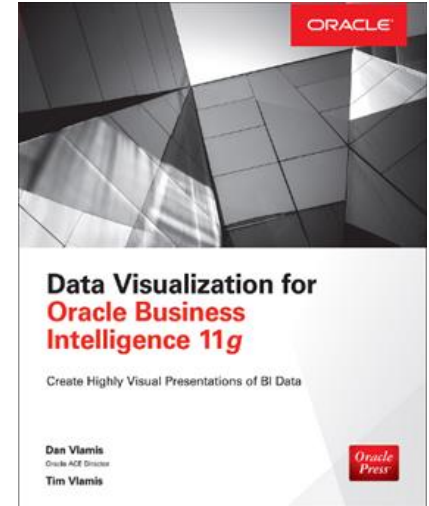
Vlamis Software Solutions

- Vlamis Software founded in 1992 in Kansas City, Missouri
- Developed 200+ Oracle BI and analytics systems
- Specializes in Oracle-based:
 - Enterprise Business Intelligence & Analytics
 - Analytic Warehousing
 - Data Mining and Predictive Analytics
 - Data Visualization
- Multiple Oracle ACEs, consultants average 15+ years
- www.vlamis.com (blog, papers, newsletters, services)
- Co-authors of book “Data Visualization for OBI”
- Co-author of book “Oracle Essbase & Oracle OLAP”
- Oracle University Partner
- Oracle Gold Partner

ORACLE EDUCATION RESELLER

ORACLE Gold Partner

Specialized
Oracle Business Intelligence
Foundation Suite 11g





OBIEE, BICS, DVD, OAC Webcasts

- 11.1.1.3 (August 2010)
 - Huge release with major new functionality
- 11.1.1.5 (May 2011)
 - BIWA TechCast May 25: [Oracle BI 11.1.1.5 - New Features](#)
- 11.1.1.6 (February 2012)
 - BIWA TechCast Feb 29: [Oracle BI 11.1.1.6 New Features](#)
 - New features mostly for Exalytics
- 11.1.1.6.2 and 11.1.1.6.2 BP1 (May 2012 and June 2012)
 - BIWA TechCast Aug 1: [Oracle BI 11.1.1.6.2 BP1 New Features](#)
 - Trellis Views
- 11.1.1.7 (April 2013)
 - BIWA TechCast Apr 5 [Oracle BI 11.1.1.7 New Features](#)
 - Freeze headers/scroll bars for tables and pivot tables
 - View content in SmartView in Excel and enhanced export
 - New Oracle R Enterprise (ORE) integration and capabilities
- 11.1.1.9 (May 2015)
 - BIWA TechCast Jun 4, 2015 [Oracle BI 11.1.1.9 New Features](#)
 - Search in Subject Areas pane
 - Global variables and Save Column As choice in Criteria tab
- 12.2.1 (October 2015)
 - BIWA TechCast Nov 19, 2015 [Oracle BI 12.2.1 New Features](#)
- BICS March 2016 (March 2016)
 - Webcast Apr 5, 2016 BICS [BICS March 2016 New Features](#)
- 12.2.1.1 (June 2016)
 - BIWA TechCast Jul 19, 2016 [Oracle BI 12.2.1.1 New Features](#)
- 12.2.1.2 and DVD 2.0 (October 2016)
 - Webcast Nov 22, 2016 [DVD 12.2.2 and OBIEE 12.2.1.2. New Features](#)
- DVD 3.0 (June 2017)
 - Webcast Aug 29, 2017 [DVD 3.0 New Features](#)
- DVD 4 (October 2017)
 - Webcast Nov 9, 2017 [DVD 4 New Features](#)
 - New Home Page and New Visualization control experience
 - New column controls for date/time, auto-binning
 - New narrate experience
 - New data flow steps, including create Essbase cube step
 - Machine learning
- OAC 4 (December 2017)
 - Webcast Dec 19, 2017 [OAC 4 New Features](#)
 - Webcast Apr 4, 2017 [Migration from OBIEE to OAC Webinar](#)

All listed on website at <http://www.vlami.com/obiwebinars/>

OAC V4 Functional New Features Overview

A. Data Visualizations

- New Home Page + UI Refresh**
 - *Drag spreadsheet to home page, canvas
- New Viz control experience**
 - *Properties Pane,
 - *Copy/Paste/Duplicate,
 - *Pin Filter to all Canvases
 - *Data Actions
- New Column Controls**
 - *Date/Time level set & switch
 - Show metric as a percentage
 - *Auto-Binning metrics used as Categories
 - Automatic Number Type
- New Project control Features**
 - Rename Connection or Data Source
 - Unrelated data sources in a project
 - Data Limit Truncation Warnings
 - Simplified Project Permissions**
- *New Narrate experience
- Improved Sharing**

B. Data-flows

- New Steps**
 - Merge Rows Step (Set Operator)
 - Create Essbase Cube Step**
 - *Binning Step
 - *Grouping Step new UI
 - Cumulative Aggregate Step
 - *Filter Step
- Sequences for Data-flows**
- Customize Name/Description of a step**
- Data-flows Scheduling**

C. New Data Sources

- Oracle Talent Management Cloud
- Oracle Autonomous DWCS
- Oracle BDCS-CE

D. BI Publisher in OAC

- BIP Ability to consume XSAs

E. Essbase Specific new features

F. Machine Learning

- *ML Attributes Explain Feature
- ML Train & Apply OOB Models
 - Sentiment
 - Numeric prediction
 - Multi Classifier
 - Clustering
 - Binary Classifier
- DVD** ML Custom Scripts upload & Apply
- ML Model Scenarios

G. Admin / Console

- OAC** Content Embedding
- OAC** Data Replication
- OAC** Emails Deliveries
- OAC** **Map-viewer Console**
- OAC** Import / export TCM models
- OAC** Public API Support

OAC OAC only feature **DVD** DVD only feature
* Shown as part of DVD4 What's New Webcast
Demoted in OAC 4 What's New Webcast



Use Questions or Chat or Questions to communicate

Oracle Business Intelligence Webinars

2018

- OAC 4
 - Webcast January 16: Registration now open!
 - Data limit truncation warnings
 - Narrate enhancements for groups
 - Data flow enhancements
 - Sequences for Data flows
 - Data flow scheduling
 - Renaming steps
 - Create Essbase cube step
 - BI Publisher consuming XSAs
 - Essbase new features
 - Admin / Console new features
 - Content embedding
 - Data replication
 - Email deliverables
 - Map Viewer console
 - Import / export TCM models

Oracle Business Intelligence Webinars

In Practice Mode

Audience view 100%

Sharing: Stopped. No one sees your screen.

Start Recording 5.9 GB remaining

Questions

X	Question	Asker

Send Privately Send to All

Chat

Me (to All - Entire Audience): 12:53 PM: Test chat here

All - Entire Audience Send

Seeing is Believing
Webinar ID: 641-563-843
GoToWebinar





Presentation Agenda

- Contrast Oracle Analytics products
- Why DV interface (and why keep Answers & Dashboards)
- OBIEE and OAC differences
- Reasons to move from OBIEE to OAC
- Notes on Migrating
- Three methodologies for moving from OBIEE to OAC
 - Clean up first
 - Choose a champion
 - Organic growth
- Demonstration of OAC
 - Classic Answers and Dashboards interface
 - DV interface
- Summary and recommendation



Oracle Analytics Products

- **OBIEE = Oracle Business Intelligence Enterprise Edition**
 - Currently on version 12.2.1
 - Data Visualization available as OPTION in OBIEE 12c
 - Many customers still on 11.1.1.7 or 11.1.1.9 (terminal release of 11g)
- **BICS = Business Intelligence Cloud Services**
 - Includes classic “Answers and Dashboards” interface
 - Includes new “Data Visualization” interface
 - Requires buying Schema as a Service for database
- **DVCS = Data Visualization Cloud Services**
 - Includes only new “Data Visualization” interface
- **DVD = Data Visualization Desktop**
 - Runs as standalone application on Windows PCs (New Feb 2018 on Mac too!)
- **OAC = Oracle Analytics Cloud**
 - Has 3 editions (includes Essbase and BI Publisher)
 - Standard Edition (similar to DVCS)
 - Data Lake Edition (includes data flows, big data cloud connection)
 - Enterprise Edition (similar to OBIEE, includes DV and Day by Day for mobile)
 - Requires Oracle DB Cloud Service, Compute Cloud Service- Block Storage, Storage Cloud Service)
 - Oracle standardizing branding under OAC name



Advantages of DV Interface

- New in OBIEE 12c
- More modern interface
- Simpler interface for ad-hoc use
- More interactive – e.g. brushing
- Competes with Tableau and other more modern BI tools
- Ability to use external data – NO RPD mapping required!
- Mash up with external data (including spreadsheets and cloud)
- Extend with custom visualizations
- Emphasis on self-service



Reasons To Keep Answers/Dashboards

- Investment in current dashboards and reports
- Answers allows more control – e.g. font control
- Highly customized reports – custom queries
- Prompts have additional capabilities (not in DV yet)
- More control over layout, especially of tables
- Answers offers hierarchical columns (not in DV yet)



OBIEE & OAC Differences

OBIEE

- Runs on premise
 - Can run “up in the cloud”
 - Customer administers
- Pay extra for DV interface
- RPD file to map tables to subject areas
- Includes Actionable Intelligence
- Pay for license and support
- Still around, but less emphasis
- Annual releases
- Includes BI Mobile App Designer, Scorecard, Marketing, BI Composer

OAC

- Runs on Oracle Cloud
 - Can run on “cloud at customer”
 - Have private instance (unlike BICS)
- Includes DV interface
- RPD or new thin client modeler to map tables to subject areas
- Latest has Actionable Intelligence
- Pay by the hour or month
- Oracle is concentrating on OAC
- Monthly/Quarterly releases
- Includes Day by Day for mobile



Reasons to Move from OBIEE to OAC

- Model data by end users (no RPD) – thin client data modeler
- Gain functionality of Data Visualization
- Simplify support of instances – runs in Oracle Cloud
- Mandate from on high to “move to cloud”
- Simplify scaling up of instances – just buy more OCPUs
- Competitive pricing from Oracle
- Pay as operating expense, not capital expense



Notes on Migrating

- OBIEE 11g to OBIEE 12c
 - See 2015 webinar [Upgrading from Oracle BI 11g to Oracle BI 12c](#) (covers using Baseline Validation Tool)
 - See 2015 webinar [Oracle BI 12.2.1 New Features](#)
- BICS to OAC
 - Note that BICS BAR files cannot be imported into OAC (yet)
- OBIEE 11g to OAC
 - Migrate OBI 11.1.1.7 and later dashboard, analysis, data model and app roles via migration tool (see [OAC doc](#))
- OBIEE 12c to OAC
 - Migrate OBI 12g and later dashboard, analysis, data model and app roles via BAR file (see [OAC doc](#) regarding migrating snapshots)



Clean Up and Move Up

- First fix problems in current OBIEE implementation
- Get the data model right
- Identify seldom used dashboards and analyses
- Set standards for analyses and dashboards
 - Consistent formatting (colors, styles, graphs)
 - Consistent placement of prompts, navigation, legends, and meta data
 - Develop consistent filters, selection steps, and conditions
 - Determine catalog organization and naming conventions and strategy
- Set access and security roles and rules
- Get the data model right



Choose a Champion – Lead with DV

- Identify a user group who wants to be first with Data Visualization
- Conduct workshops with champions to seed early adoption
- Leverage experts to offer feedback and concept development
- Develop a strong demo of DV capabilities with champion
- Showcase champions' work to rest of organization




Organic Growth Strategy

- “Brick the dirt path” strategy
- Give a large group access to DV and watch who adopts it
- Let users determine best value use cases through observation
- Fast start is better than a slow start
- Reinforce good value use cases through visibility and recognition




Demo and examples





Questions?





Analytics and Data Summit

All Analytics. All Data. No Nonsense.

March 12 – 14, 2019




Formerly called the BIWA Summit with the Spatial and Graph Summit
Same great technical content...new name!

www.AnalyticsandDataSummit.org





Resources and Questions?



Dan Vlami

Email: dvlamis@vlamis.com

Twitter: [@dvlamis](https://twitter.com/dvlamis)

Phone (816) 781-2880

Vlami Software Solutions

Twitter: [@vlamisoftware](https://twitter.com/vlamisoftware)

Vlami Home www.vlami.com Blog www.vlami.com/blog Prior OBIEE releases www.vlami.com/obiwebinars

Help on new features <https://docs.oracle.com/en/cloud/paas/analytics-cloud/acsw/index.html>

Oracle Analytics Library with plugins and demos <https://www.oracle.com/solutions/business-analytics/data-visualization/library.html>

YouTube channel Oracle Analytics from SampleApp Team <https://www.youtube.com/user/EvolvingBI/videos>

YouTube video playlist on DV4 new features <https://www.youtube.com/watch?v=AoMxQDX4KNQ&list=PL0cpw36tp3yKTe2EDF29vr60wWIM4aWDP>

OAC Doc: Migrating from OBIEE <https://docs.oracle.com/en/cloud/paas/analytics-cloud/acabi/migrating-oracle-bi-enterprise-edition-11g.html>

Analytics and Data Summit Conference <http://www.AnalyticsandDataSummit.org>