



Introduction to OAC Running on ADW

Dan Vlamis, Vlamis Software Solutions

@vlamissoftware, 816-781-2880

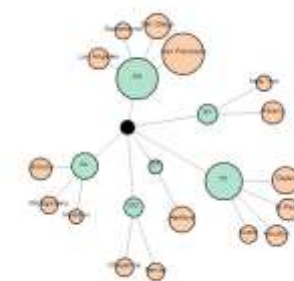


www.vlamis.com

dvlamis@vlamis.com, @dvlamis



Vlamiis Software Solutions

- Vlamiis Software founded in 1992 in Kansas City, Missouri
- Developed 200+ Oracle BI and analytics systems
- Specializes in Oracle-based:
 - Enterprise Business Intelligence & Analytics
 - Analytic Warehousing
 - Data Mining and Predictive Analytics
 - Data Visualization
- Multiple Oracle ACEs, consultants average 15+ years
- www.vlamiis.com (blog, papers, newsletters, services)
- Co-authors of book “Data Visualization for OBI 11g”
- Co-author of book “Oracle Essbase & Oracle OLAP”
- Creators of the [Force Directed Graph Plugin](#) on the [Oracle Analytics Library](#)
- Oracle University Partner
- Oracle Gold Partner





OBIEE, BICS, DVD, OAC New Features Webcasts

- 11.1.1.3 (August 2010)
 - Huge release with major new functionality
- 11.1.1.5 (May 2011)
 - BIWA TechCast May 25: [Oracle BI 11.1.1.5 - New Features](#)
- 11.1.1.6 (February 2012)
 - BIWA TechCast Feb 29: [Oracle BI 11.1.1.6 New Features](#)
 - New features mostly for Exalytics
- 11.1.1.6.2 and 11.1.1.6.2 BP1 (May 2012 and June 2012)
 - BIWA TechCast Aug 1: [Oracle BI 11.1.1.6.2 BP1 New Features](#)
 - Trellis Views
- 11.1.1.7 (April 2013)
 - BIWA TechCast Apr 5 [Oracle BI 11.1.1.7 New Features](#)
 - Freeze headers/scroll bars for tables and pivot tables
 - View
 - content in SmartView in Excel and enhanced export
 - New Oracle R Enterprise (ORE) integration and capabilities
- 11.1.1.9 (May 2015)
 - BIWA TechCast Jun 4, 2015 [Oracle BI 11.1.1.9 New Features](#)
 - Search in Subject Areas pane
 - Global variables and Save Column As choice in Criteria tab
- 12.2.1 (October 2015)
 - BIWA TechCast Nov 19, 2015 [Oracle BI 12.2.1 New Features](#)
- BICS March 2016 (March 2016)
 - Webcast Apr 5, 2016 BICS [BICS March 2016 New Features](#)
- 12.2.1.1 (June 2016)
 - BIWA TechCast Jul 19, 2016 [Oracle BI 12.2.1.1 New Features](#)
- 12.2.1.2 and DVD 2.0 (October 2016)
 - Webcast Nov 22, 2016 [DVD 12.2.2 and OBIEE 12.2.1.2. New Features](#)
- DVD 3.0 (June 2017)
 - Webcast Aug 29, 2017 [DVD 3.0 New Features](#)
- DVD 4 (October 2017)
 - Webcast Nov 9, 2017 [DVD 4 New Features](#)
- OAC 4 (December 2017)
 - Webcast Dec 19, 2017 [OAC 4 New Features](#)
 - Webcast Apr 4, 2018 [Migration from OBIEE to OAC Webinar](#)
- 12.2.1.4 (June 2018)
 - Webcast Jun 19, 2018 [Oracle BI 12.2.1.4 New Features](#)
- OAC 18.3.3 (September 2018)
 - Webcast Sep 27, 2018 [OAC 18.3.3 New Features](#)
- OAC 19.1.1 (January 2019)
 - Webcast Feb 27, 2019 [OAC 19.1.1 New Features](#)

All listed on website at <http://www.vlami.com/obiwebinars/>



Use Questions or Chat or Questions to communicate

Oracle Business Intelligence Webinars

2018

- OAC 4
 - Webcast January 16: Registration now open!
 - Data limit truncation warnings
 - Narrate enhancements for groups
 - Data flow enhancements
 - Sequences for Data flows
 - Data flow scheduling
 - Renaming steps
 - Create Essbase cube step
 - BI Publisher consuming XSAs
 - Essbase new features
 - Admin / Console new features
 - Content embedding
 - Data replication
 - Email deliverables
 - Map Viewer console
 - Import / export TCM models

Oracle Business Intelligence Webinars

In Practice Mode

Audience view 100%

Sharing: Stopped. No one sees your screen.

Start Recording: 5.9 GB remaining

Questions

X	Question	Asker

Send Privately | Send to All

Chat

Me (to All - Entire Audience): 12:53 PM: Test chat here

All - Entire Audience | Send

Seeing is Believing
Webinar ID: 641-563-843
GoToWebinar





Presentation Agenda

- Introduction
- Why OAC on ADW?
- Background on Autonomous Data Warehouse
- Background on Oracle Analytics Cloud
- How the two technologies fit together
- Demo of OAC on ADW
 - Visualizing data on OAC
- Resources for more information

Introducing Oracle Autonomous Data Warehouse Cloud

Value proposition



Easy

- Provision a data warehouse in **<15 secs**
- Automates management of database administration
- Automated **tuning**, load and go
- **Migration tools**, including Redshift



Fast

- **Amazon Redshift 14x more expensive** than Oracle Autonomous DW
- High **concurrency** supports multi-user access and workloads
- Based on **Exadata** for high performance



Elastic

- **Only pay for what you use** with user defined sizing, on-demand scaling
- **Independent scaling** of compute, storage
- Instant scaling with **zero downtime**



ADW Talking Points


- Lower cost than on-premise database and AWS (Oracle guarantee)
- Use cases / rationale
 - Migrate Data Marts to Oracle Cloud (can save license cost with BYOL)
 - New analytical data marts (quick to deploy)
- Autonomous (autonomous car analogy with machine learning)
 - Self-tuning
 - Auto-backup
 - Auto-secure
- Elastic – scale up or down
- Easy
- Free trial

Smart Analytics for Everyone



ANALYSTS

- Transforms, enrich and heal data sets in preparation for analysis
- Faster time to insights
- Share and collaborate



BUSINESS USERS

- Easy, timely, proactive business insights
- Empower to go beyond consuming others' findings



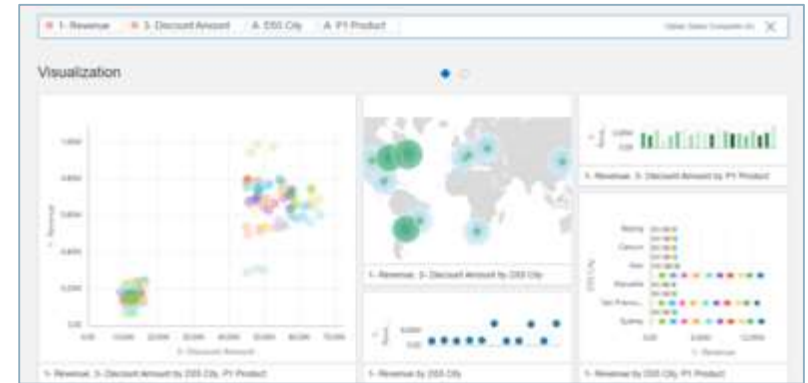
IT/DEVELOPERS

- Develop and deploy analytic applications for people to customize and personalize
- Embed analytics in any application context

Find Answers Faster

Faster answers help you improve business agility

- Stunning visualizations and interactive presentations
- Automatic recommendations and chart creation
- Single-click trending and forecasting, drag-and-drop clustering and outliers
- 100s of built in and 3rd party visualizations
- Voice-enabled



Discover Deeper Patterns

Act on the best information

- Machine learning analyzes and explains any attribute
- Automatically see what drives your results
- Easily identify and analyze key segments of behavior
- Discover anomalies where data is not aligned with expected patterns
- Interact with the outcome and collaborate with others



Create Better Stories

Collaborate faster with more compelling analysis

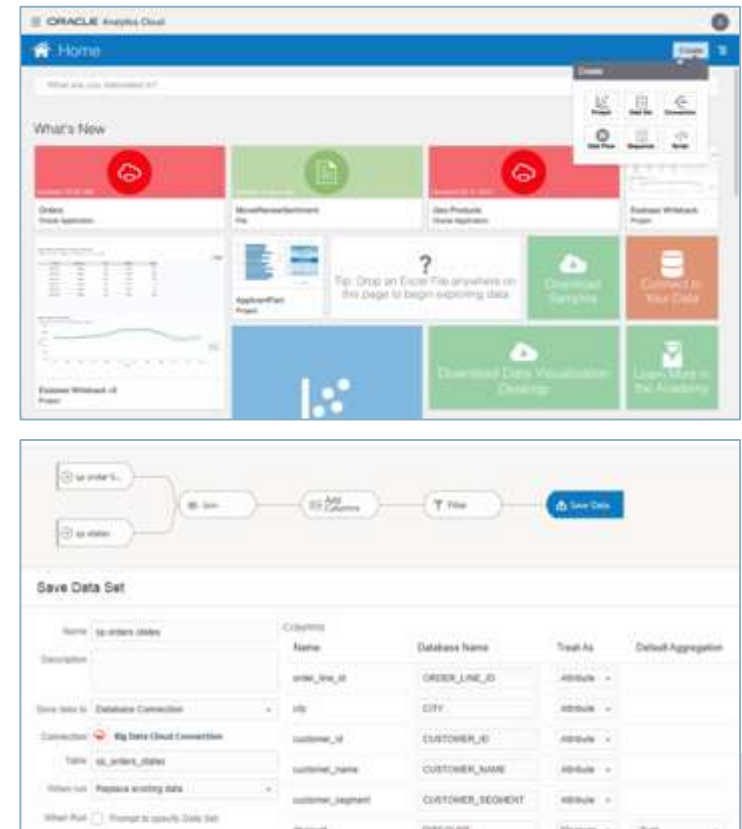
- Create interactive stories directly from your analysis
- Presentation mode places focus on the story point, with full interactivity
- Free-form text and images enable in-place discussions
- Consume anywhere – phone, tablet, desktop, browser



Enrich Any Data

Enriching any data ensures you have the best information, always

- ML-driven enrichment and transformation
- Direct connections to 60+ different multi-structure data sources
- Apps, Big Data, Databases, Services, Files, etc.
- Smart connectors to SaaS applications
- Sharable and traceable business data transformations
- Empower analysts to enhance data with no coding skills required



Connect Processes to Accelerate Action

Improve time to value

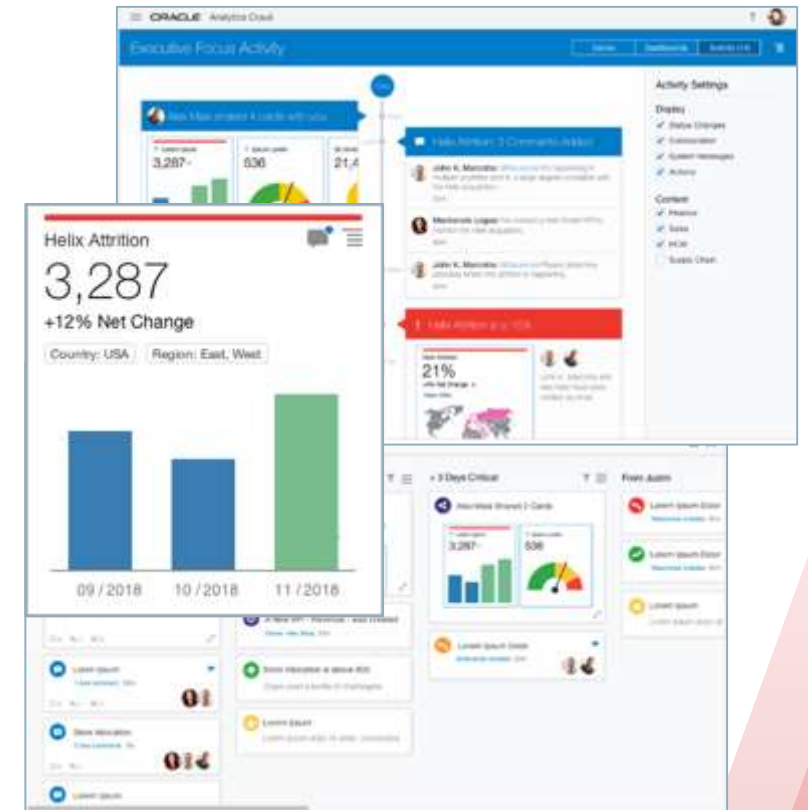
- Deliver insight in context of business process for “last mile”
- Embed essential analysis in Oracle SaaS applications:
 - HCM, ERP, CX, SC
- Enable key business roles with “just in time” content, metrics and visualizations



Fuel Faster Collaboration

Faster collaboration improves understanding and drives action

- Speed up decision cycles
- Work cooperatively across teams with a modern approach
- Streamline analysis, share insights, build on each others' work
- Boost productivity through joint scenario development






Why OAC on ADW?

- Simplicity of ADW setup allows departmental solutions that can scale to enterprise solutions
- No DBA required – define schema, upload data and go
- OAC DV engine allows you to visualize data immediately
- OAC scales to full enterprise solution
 - Ad-hoc exploration
 - Augmented analytics to discover patterns
 - Enterprise dashboards
 - Pixel-perfect reporting



Demo OAC BI Features





Oracle Analytics Library

Data Visualization Cloud x


Secure | https://www.oracle.com/solutions/business-analytics/data-visualization/library.html

Overview **Library** Gallery

Overview **Plug-ins** Sample Projects Maps & Spatial Machine Learning Essbase Samples

Search


How to deploy Analytic Samples sort by Last Updated ▾



✦ Presentation Variable Prompts
Oracle
April 18, 2018

Use this custom plugin to set the value of any presentation variable from within a DV canvas. Presentation variables allow to make dynamic columns or dynamic constants in any Oracle DV custom calculation


[Download](#)



✦ Custom Tiles
Oracle
April 05, 2018

The Custom Tile plugin allows users to frame rules for performing conditional formatting on a performance tile. The layout of the tile is highly flexible with large number of formatting options which makes it better for representing KPIs.


[Download](#)



✦ InfoGraphic Sample Plugin
Peak Indicators
Mar 15, 2018

This Info Graphic sample plugin developed by PEAK indicators enables you to display nice info graphic visuals within Oracle DV. It supports the use of your own custom images. A number of properties that allow you to specify the icon to use, font size, look at icons only for a specific population etc make this a very compelling visualization.


[Download](#)




✦ Mobile Grid Bars Plug-in
Oracle
Feb 05, 2018

Designed specifically for mobile devices highlighting the use of a variety of bar charts.


[Download](#)



✦ Image Gallery Plug-in
Oracle




✦ DV Governance








✦ Force Directed Graph Plugin
Vlamiis
Jan 18, 2018

The Force Directed Graph plugin allows you to easily visualize hierarchical data. Each




✦ Force Directed Graph Plugin
Vlamiis
Jan 18, 2018

The Force Directed Graph plugin allows you to easily visualize hierarchical data. Each



Resources and Questions?



Dan Vlami

Email: dvlamis@vlamis.com

Twitter: [@dvlamis](https://twitter.com/dvlamis)

Phone (816) 781-2880

Vlami Software Solutions

Twitter: [@vlamisoftware](https://twitter.com/vlamisoftware)

Vlami Home www.vlami.com Prior OAC/OBIEE releases www.vlami.com/obiwebinars

Try ADW or OAC with more than \$3000 hours of free access ([Free Trial](#))

Discover the benefits of Autonomous Data Warehouse Cloud (ADWC) with the [TCO Calculator](#)

Oracle Analytics Cloud [home page](#)